


FROM SOIL TO SOCIETY: CELEBRATING THE ESSENTIAL CONNECTIONS BETWEEN ALL LIVING THINGS



FIBRE FOUNDATIONS

... a woolly four-weekend workshop series

at Watershed Farm

768 Allen Frausell Road, Baker Settlement, NS

10 minutes from Bridgewater 90 minutes from Halifax or from the Robert Stanfield International Airport

THE WORKSHOPS

COLOUR = IMAGINATION + LOVE

July 31st, August 1st, 2nd 2009

Experience the fun of dyeing wool and silk with plants that you collect in the woods and fields. Learn how dyes work, the properties of various natural fibres and the different techniques required to dye them. Delve into a vibrant world of acid dyes. Learn how to card wool and blend colours using hand carders and drum carders. Take home your own dyed silk handkerchief and some fleece and yarn for future projects.

INSTRUCTORS

Linda Maxwell

An award winning fibre artist of twelve years experience, Linda is an enthusiastic, spinner, weaver and dyer who believes that learning should be fun. She has explored the use of a number of native plants and led dye workshops within Nova Scotia.

Anne Everts

Anne Everts is an experienced spinner who has a particular passion for working with natural dyes using the flowers and plants around her home. This has taken her down many roads and the processes and outcomes continue to fascinate her.

Delia Burge

Learning to spin in BC 40 years ago led Delia to moving to N.S. where she raised a flock of Romney sheep and other wool breeds. Delia has an extensive knowledge of the attributes of different types of fleece and often acts as a fleece judge at agriculture exhibits. As an accomplished spinner, colour artist and educator, Delia produced a highly regarded instructional video on spinning for the Rural Route series. Delia was instrumental in the 1982 opening of the Water Street Studio Cooperative Craftshop in Pictou where she continues to sell her wonderfully creative felting, knitting and hand-dyed yarns.

RUMPELSTILTSKIN'S TRICK: SPINNING GOLD FROM DROSS

September 11th, 12th, 13th 2009

We will begin with the essentials on preparing your fleece, the choices that you can make and the intricacies in preparing your fibre for spinning using different hand carders and drum carders. Then we will learn the ancient art of spinning with a drop spindle and come to understand why Gandhi thought everyone should be able to spin. You will be introduced to many different kinds of spinning wheels. You then learn by doing, creating your standard and unique novelty yarns. Before the weekend is over, you will have gained knowledge and confidence about spinning and plying and leave with enough yarn that you have created by yourself for a knitting or crochet project.

INSTRUCTORS

Sharon Orpin

Sharon is known as a facilitator and enabler. She and her husband had a small alpaca farm, "BOULDER BROOK ALPACAS" for 14 years, so naturally she had to take up spinning. During that time she acquired a wealth of knowledge in the art of spinning all types of fibres. In addition she also has a great deal of historical information in the ancient ways of spinning and use of fibre. Sharon is the resident spinner at the Fisheries Museum of the Atlantic in Lunenburg and convened the First Annual Maritimes Fibre Art Retreat.

Pia Skaarer Nielsen

Pia is a self-propelled weaver, spinner, fibre artist, tapestry weaver and small flock shepherdess who lives in Port Williams, N.S. and is well known to the thousands of visitors of the Wolfville Farmers' Market



who delight in her wonderful wares. She dreams, eats and lives through experiments and experiences of colour, feel and texture. The looms, spinning wheels and related paraphernalia in her home are seldom idle, used by herself and the numerous inquisitive students who regularly come to participate in the joyous mayhem which exists in the warm welcome of Pia's love for textile, texture and life.

Marilyn Rand

Marilyn Rand is a farmer, artist and teacher living in the beautiful Annapolis Valley, Nova Scotia. Marilyn has a thirty-year career in textile production. Marilyn spins novelty yarns, felts, knits and creates textile pictures from fibre. Marilyn teaches spinning, dyeing, felting and knitting courses on a regular basis, sharing her enthusiasm for the versatility of her medium. "I am often inspired by the natural beauty and particular texture of a fibre to choose the way I will use it in my art."

YOUR ANIMAL AND YOU... A MARRIAGE OF SORTS

October 2nd, 3rd, 4th 2009


Learn the basics of animal husbandry, choosing breeds for fibre, sheep, llamas, alpacas, heritage breeds, temperaments of different breeds and more. We will cover such topics as fencing and shelters, feeding and breeding, lambing and worming, identifying the best uses for different fibres. And there will be plenty of hands-on time with shearing using electric shears and hand shearing the old fashioned way. Learn how to wash fleece and handle it to prepare for dyeing and spinning.

INSTRUCTORS

Jane Morrigan, M.Sc., P.Ag.

After moving from Quebec to N.S. Jane spent sixteen wonderful years milking gorgeous high-producing cows, keeping sheep and making hay at her home in Pictou County. Jane returned to university in 1996, and completed an M.Sc. in Agriculture (Animal Behaviour). After graduation, she taught in the Animal Science Technician Program at NSAC. In 2002, she was hired part-time by the OACC (Organic Agriculture Centre of Canada) as a Content Developer for their new website and now works full-time as Website Co-ordinator. Jane also teaches a 3rd year M.Sc. course in Animal Welfare & Organic Livestock Production at the Nova Scotia Agricultural College.

Delia Burge: (see above Colour - Imagination + Love)




AND IT FELT SO GOOD

October 23rd, 24th, 25th 2009

Dive into the exciting world of wet felting, with one large project and enough time to explore a 3 dimensional piece. Master the fine art of needle felting with either a sculptural piece or a flat surface. Learn the delicate art of nuno felting that marries silk and wool to create your own take-home masterpiece.

INSTRUCTORS: TBA



WELCOME TO LIFE AT WATERSHED FARM

Pollination Project is opening its doors this year to workshops and retreats on Arts, Ecology, Health and Society on a stunning 250 acre property on the South Shore of Nova Scotia. As a civil society initiative, we are dedicated to nurturing the fundamental and necessary relationships that exist between ecologically sound land use and food production, physical health and spiritual well-being, creative self-expression and just and sustainable community.

Watershed Farm is an organic market garden that will offer the perfect setting for a workshop that delves into our relationship to both wild plants and cultivated plants as food and medicine. The site is graced with wind

generator, solar panels and two strawbale structures, rolling pasture and meadows and a pristine lake and rushing river. The Acadian woodlot, known as Chanterelle Forest offers over 200 acres with several distinct ecosystems and numerous walking trails and is certified by Forest Stewardship Council and Nagaya, an association of Atlantic woodlot owners dedicated to eco-forestry practices.

While you are here we warmly encourage you to participate in the daily life that sustains the people and the animals who are part of our working organic and biodynamic farm.

We ask that all participants, regardless of the nature of the workshop that they are attending, consider our invitation to become

involved in an activity related to the farm or woods, such as gardening, harvesting, food preparation and preservation, animal care, mushroom gathering, trail maintenance, etc.

A brief period of time is set aside each day for these activities which will always include instruction and, as necessary, guidance from those who are stewards of the garden, woods or kitchen.

We call this activity AVODAH a word that has roots in Hebrew and means “labour” in the sense of service or mission and usually refers to work done in a group.

REGISTRATION

Fee

\$ 295.00 per workshop or
\$1100.00 for all four workshops
(save \$20 each, Cnd funds plus HST)

Fee Includes

lunch Saturday & Sunday
(organic, farm grown)
tasty snacks throughout the weekend
and delightful piles of wonderful
materials

To Register

send a deposit of \$150 per workshop
(or \$350 for the series) to:

Pollination Project
c/o Camelia Frieberg,
PO Box 628,
Mahone Bay, Nova Scotia, B0J 2E0

Paypal registration available soon at
www.pollinationproject.org
The balance is payable first day
of the workshop.

On site registration begins at 5pm
Friday. First evening workshop begins
at 7pm.

Several work scholarships are available
for information please contact :
clare@pollinationproject.org

Special Presentation August 1st 7:30pm

Tammachat Natural Textiles presents
a slideshow demonstrating hand dyeing,
spinning & weaving techniques in
Thailand & Laos. Fair trade textiles
for sale after presentation.
www.tammachat.com

ACCOMMODATION

A variety of options are available on-site.
All accommodation includes a full organic
breakfast. Rates subject to HST are as follows:

Main House

Spring Peepers suite: 2 people @ \$90 each per
night. Single occupancy *(if available)* \$125.
Peach, Blue Star, and Garden View rooms:
2 people @ \$75 each per night.

Dormitory

\$40 per person per night

Camping

Tent sites are available at \$25 per night.
(composting toilets and solar showers)

MEALS

Breakfast Saturday & Sunday
included in on-site accommodation
(or \$8)

Lunch Saturday & Sunday
(included in the registration fee)

Dinner Friday & Saturday
Advance registration required. (\$20)

Prepared by our chef using local and organic food,
vegetarian, vegan and meat options.

Please indicate special food needs in advance.

